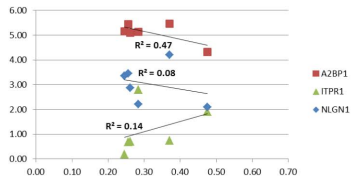
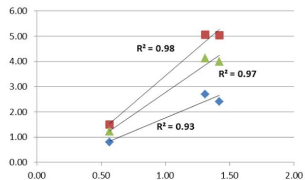


Additional file 4. Correlation of RORA and target gene expression in the orbital frontal cortex (OFC) at different stages of development.

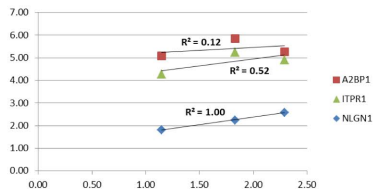
Targets vs. RORA in OFC (F_BB)



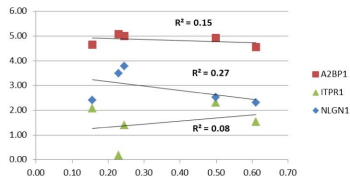
Targets vs. RORA in OFC (F_0-18)



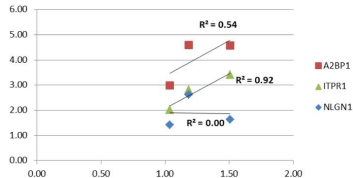
Targets vs. RORA in OFC (F >19)



Targets vs. RORA in OFC (M_BB)



Targets vs. RORA in OFC (M_0-18)



Targets vs. RORA in OFC (M > 19)

