

**Himmelfarb Health Sciences Library, The George Washington University**  
**Health Sciences Research Commons**

---

Information Interface (1976 - 2009)

Himmelfarb Health Sciences Library

---

1-1-1993

# Information Interface - Volume 17, Issue 1 - January/February 1993

George Washington University, Himmelfarb Health Sciences Library

Follow this and additional works at: <https://hsrc.himmelfarb.gwu.edu/ii>

 Part of the [Library and Information Science Commons](#), and the [Medicine and Health Sciences Commons](#)

---

## Recommended Citation

George Washington University, Himmelfarb Health Sciences Library, "Information Interface - Volume 17, Issue 1 - January/February 1993" (1993). *Information Interface (1976 - 2009)*. Paper 103.  
<https://hsrc.himmelfarb.gwu.edu/ii/103>

This Newsletter is brought to you for free and open access by the Himmelfarb Health Sciences Library at Health Sciences Research Commons. It has been accepted for inclusion in Information Interface (1976 - 2009) by an authorized administrator of Health Sciences Research Commons. For more information, please contact [hsrc@gwu.edu](mailto:hsrc@gwu.edu).

## *Himmelfarb Health Sciences Library...*

### **BITNET/INTERNET Users Group (BUG)**

Are you confused about how to telnet, frustrated at not being able to FTP, or unsure if your BITNET mail ever gets sent? Come to the BITNET/Internet Users Group meetings to ask questions and share expertise with other users. Himmelfarb Library will be sponsoring three sessions: Thursday, Jan. 28, Thursday, March 25, and Thursday, May 27. All sessions will be from 12:00-1:00pm in B103. BITNET/Internet users of all levels are welcome to participate in an unstructured learning environment.



### **Himmelfarb Photocopy Service Rates to Increase**

Beginning March 1, 1993, Himmelfarb Photocopy Service (HPS) rates will increase to the following:


Medical Center faculty and staff:	\$3.50 for 1st 20 pages + 15¢ each additional page
Medical Center students:	\$2.00 for 1st 20 pages + 10¢ each additional page

HPS will retrieve and copy articles from the Himmelfarb collection as a service for Medical Center personnel. The library guarantees 24-hour turn-around time for up to 5 articles at a time. For more information, or to request the service, stop by the Circulation Desk, or call (202) 994-2962.

#### **INSIDE...**

CLASSES.....P.2      RECENT ACQUISITIONS.....P.4

NEW SLIDE SERVICE.....P.5



## Himmelfarb Library Classes for January and February, 1993

January 28	Noon - 1 p.m.	Bitnet Users Group (BUG)	free
February 4	10 a.m. - 12 p.m.	WordPerfect Intro	\$25
February 5	Noon - 1 p.m.	WordPerfect MailMerge	free
February 9	2 p.m. - 4 p.m.	Intro to DOS	\$25
February 10	2 p.m. - 4 p.m.	Harvard Graphics	\$25
February 17	10 a.m. - 12 p.m.	Intro to Windows	\$25
February 18	1 p.m. - 4 p.m.	Grateful Med	free
February 18	10 a.m.- 12 p.m.	Quattro Pro (Beginners)	\$25
February 23	Noon - 1 p.m.	How to Design a Poster Session!	free
February 25	10 a.m. - 11 a.m.	BRS/Colleague	free

All classes are free to Medical and Health Sciences students. Everyone needs to register for classes two hours or longer. Please call (202) 994-2850 to register.

### How to Design a Poster Session!

Each fall and spring, dozens of GWUMC faculty, staff and house officers prepare poster session presentations for their professional meetings. To some, this is a chance to display creativity and imagination. To many others, it is a time of total bewilderment.

The Biomedical Communications Department will rescue you from your confusion. Expert illustrators and designers will present tips on how to design and execute a poster session in a workshop scheduled on February 23 from noon to 1:00 P.M. in Room B103 of the Himmelfarb Library.

Registration is not necessary. Please come with your questions and ideas. This is a wonderful opportunity to get the jump on the spring meeting rush. Call (202) 994-2850 for more information.

### Welcome New Staff

The library welcomes Fran Martinez-Scott as the head of Circulation. She joins us from the Library of Congress British Law Division.

David Frederickson is the new Evening/Weekend Supervisor of the Circulation Department. David comes to us from the Law Library of Congress.

Dayna Better, formerly the Interlibrary Loan Clerk, has been promoted to the Administrative Office as the Administrative Secretary. Brian Hawk replaces her as the ILL Clerk. If you need to reach him, call (202) 994-2860.

*The Information Interface is published 6 times a year by the Himmelfarb Health Sciences Library, the George Washington University Medical Center, 2300 Eye Street N.W., Washington, DC 20037, 202-994-2850, Fax 202-223-3691. Editor: Karyn Pomerantz; Co. Editor: Dana Powell-Givens; Assistant Editor: Dayna Kate Better; Faculty Publications Editor: Sally Winthrop; Contributions to this issue: Library and Biomedical Communications Staff.*

---

---

# Classroom Display Services

Classroom Display Services is located on the third floor of the Himmelfarb Library in the Bloedorn Audiovisual Study Center (BAVSC). Two full-time staff members, Truman Chambers and Junior Roberts, are responsible for providing audiovisual projection equipment and services throughout Ross Hall, the Hospital and Burns/ACC classrooms and conference rooms. Projectionist services can be provided between 7:30 AM and 5:00 PM daily. Evening or weekend projection services will be subject to an overtime fee. There is no charge for equipment loan services.

## Projection Services

The main lecture rooms in Ross Hall as well as the Auditorium and 6 South in the Hospital are permanently equipped with slide projectors and public address systems. Most but not all other conference rooms and classrooms have projection equipment. If additional equipment or services are required, Classroom Display Services staff must be notified 48 hours in advance.

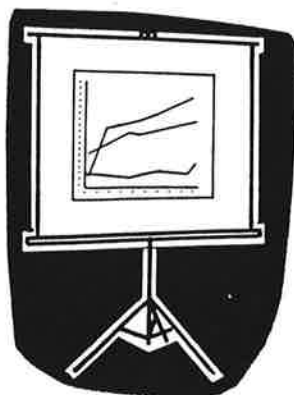
## Media Duplication Services

Cassette-to-cassette and tape-to-tape duplication services are provided for a fee. Allow one week for completion of video duplication. The client is responsible for dropping off and picking up items at the BAVSC.

## Equipment Loan

Equipment from the Classroom Display Services central pool will be loaned at no charge on a first-come, first-served basis to Medical Center faculty and staff. **All equipment circulates for a 24 hour period.** The types of equipment loaned out include *slide projectors, overhead projectors, tape recorders, laser pointers, and easels.* A loan form must be signed and the borrower assumes responsibility for loss or breakage beyond normal wear and tear. Loan equipment must be picked up and returned by the borrower to the BAVSC. Hospital AV provides equipment for loan, including *slide projectors, overhead projectors, tape recorders, VCR's and laser pointers.* Loan equipment must be picked up and returned by the borrower to the Hospital AV Room.

To request Classroom Display Services, you can contact: the Himmelfarb Library BAVSC at (202) 994-2856 or (202) 994-3770, and the Hospital AV Room 1723 at (202) 994-2284.



---

---

## Recent Acquisitions: Universal Precautions/Toxicology

The Himmelfarb Library has recently added several new titles to its collection which provide timely information on Universal Precautions, toxicology, and environmental health.

The videorecording, *As it should be done: workplace precautions against bloodborne pathogens* was produced by OSHA and filmed at The George Washington University Hospital. The purpose of the video is to explain the new standard, how it will affect people who work in health care and related settings, and how it will enable people to do their jobs while dealing with these new hazards (Hepatitis B, HIV, etc.). The video provides general information rather than training on specific methods of compliance with the standards. **AV RA644.N66A79 1992**

*The Mc-Graw-Hill OSHA infection control compliance program for healthcare practioners* by Current Concepts Seminars, Inc. is divided into two sections: 1) the infection control plan and 2) the training manual. This is an excellent tool for familiarizing oneself or one's staff with OSHA's infection control plan and for providing reinforcement by the use of instructional materials. Many forms are included. **REF18 RC965.M47 1992**

*OSHA bloodborne pathogens exposure control plan as required by 29 Code of Federal Regulations 1910.1030* spells out the OSHA Universal Precautions standard and control plan. The Exposure Control Plan is provided as a service to businesses throughout the country in which employee exposure to blood, blood products, or other potentially infectious materials may occur. The Exposure Control Plan is designed to be completed by a "fill-in-the-blank" process so that the general documents may be tailored to the operations of any facility. The chapter on "Employee exposure determination" provides information on the types of jobs in which occupational exposure could lead to exposure incidents. Appendix D contains a copy of the Federal Register Bloodborne pathogen standard: 29 CFR 1910.1030. **REF18 RA642.B56P87 1992**

*The Truth about where you live: an atlas for action on toxins and mortality* by Benjamin A. Goldman transforms government information and statistical data into usable, easy-to-interpret formats. Maps and specific topical categories are used to organize the statistical information. The topics are organized into very specific areas. For example, the general topic "mortality" is divided by cause of death and then by sex, race, etc. A sampling of additional categories includes statistics on air quality, carbon monoxide concentrations, and industrial toxins. **REF6 RA566.3.G65 1991**

*Smoking and health in the Americas: a 1992 report of the Surgeon General and Executive Summary.* "This report reflects a concern for the broader problems posed by tobacco consumption. It explores the historical, social, economic, and regulatory aspects of smoking in the Western Hemisphere. It defines the current extent of tobacco control activities in the countries of the Americas and stresses the need for regional coordination and cooperation in our efforts to create a smoke-free society." The report contains current statistics and bibliographies for sources of additional information. **REF6 RA1242.T6S66 1992**

Two additional related titles are:

*Comprehensive guide to hazardous properties of chemical substances* by Pradyot Patnaik. **REF12 RA1211.P38 1992**, and

*Healthy worksites: a directory of Federal initiatives on worksite health promotion.* **REF5 RA427.8.U58 1992.**

---

---

## *Biomedical Communications...*

### **New Slide Services Available!**

For more than a year, Biomedical Communications has provided a slide imaging service. You create your slides on your own computer and bring us the files on a diskette. We make the slides and return them to you in 24 to 48 hours for \$3.00 each (same day service is also available). They are high-quality slides, the service is quick, and the price is right!

Up until now, we have only been able to interface with 3 software programs; Harvard Graphics, Slide Write + and Quattro Pro. There have been some problems, particularly with Harvard Graphics, and we have been searching for good software – alternative products that are easy to use, versatile, and provide predictable results. We can highly recommend and are now able to produce slides from the following programs. They all run on IBM PC's or compatibles with Microsoft Windows.


1 - Microsoft Powerpoint for Windows A	\$189.00
2 - Lotus Freelance Graphics	\$ 99.00
3 - Aldus Persuasion, version	\$125.00

These programs are available at the prices noted above (educational discount rate) from:

OmniComp  
1218 Harris Street  
Charlottesville, VA 22901  
phone 804-971-6771  
fax 804-977-7631

To qualify for the discount price, orders must be placed on University letterhead. Powerpoint is also available at Colonial Computers in the Marvin Center.

Other software packages may produce files that can be imported into some of these programs for imaging. If you are currently using a graphics package that you like, call us at (202) 994-2904 or bring us a sample diskette so we can see if it is compatible.



# Faculty Publications

The George Washington University Medical Center

Compiled by the Himmelfarb Health Sciences Library

Andrich M. P.; Majd M. Diagnostic imaging in the evaluation of the first urinary tract infection in infants and young children. *Pediatrics* 1992; 90(3 part 1): 436-441.

Andrich M. P.; Shalaby-Rana E.; Majd M. Radionuclide imaging. IN: Kher, K. K.; Makker, S. P., Eds. *Clinical pediatric nephrology*. New York: McGraw-Hill, Inc.; c1992: 58-83. RJ476.K5C56 1992.

Baumgold J. Muscarinic receptor-mediated stimulation of adenylyl cyclase. *Trends-pharmacol-sci* 1992 sep; 13(9): 339-40.

Belman B. A. A pediatric urologist's perspective of uti in children: A commentary. IN: Kher, K. K.; Makker, S. P., Eds. *Clinical pediatric nephrology*. New York: McGraw-Hill, Inc.; c1992: 313-321. RJ476.K5C56 1992.

Bock G. H. Acute renal failure. IN: Kher, K. K.; Makker, S. P., Eds. *Clinical pediatric nephrology*. New York: McGraw-Hill, Inc.; c1992: 469-500. RJ476.K5C56 1992.

Boden S. D.; Davis D. O.; Dina T. S.; Sunner J. L.; Wiesel S. W. Postoperative diskitis distinguishing early mr imaging findings from normal postoperative disk space changes. *Radiology* 1992; 184(3): 765-771.

Breslin N. A. Treatment of schizophrenia current practice and future promise. *Hosp community psychiatry* 1992; 43(9): 877-885.

Butler S. L.; Oertel Y. C. Lipomas of anterior neck simulating thyroid nodules diagnosis by fine-needle aspiration. *Diagn cytopathol* 1992; 8(5): 528-531.

D'Angelo L. J.; Silber T. J. Interdisciplinary teams. IN: McAnarney, E. R.[et al.], Eds. *Textbook of adolescent medicine*. Philadelphia: W.B. Saunders Company; c1992: 210-211. RJ550.T49 1992.

Elgart, M. L.; Warren, N. G.; Elgart, G. W., Eds. *A manual of fungi for dermatologists*. c1992: QR245.E42 1992.

Garrison W. T.; Bailey E. N.; Garb J.; Ecker B.; EtAl. Interactions between parents and pediatric primary care physicians about children's mental health. *Hospital & community psychiatry* 1992 may vol 43(5): 489-493.

Gomella, L. G., Ed.; Olding, M. J., Assoc. Ed. *Clinician's pocket reference*. 7th. Norwalk, Connecticut: Appleton & Lange; c1993: RC55.C575 1993.

Green B. L. Disasters and posttraumatic stress disorder. IN: Davidson, J. R. T.; Foa, E. B., Eds. *Posttraumatic stress disorder: DSM-IV and beyond*. Washington, D.C.: American Psychiatric Press, Inc.; c1993: 75-97. RC552.P67P667 1993.

Kher K. K. Chronic renal failure. IN: Kher, K. K.; Makker, S. P., Eds. *Clinical pediatric nephrology*. New York: McGraw-Hill, Inc.; c1992: 501-541. RJ476.K5C56 1992.

Kher K. K. Conservative management of chronic renal failure. IN: Kher, K. K.; Makker, S. P., Eds. *Clinical pediatric nephrology*. New York: McGraw-Hill, Inc.; c1992: 543-558. RJ476.K5C56 1992.

Kher K. K. Cystic renal diseases. IN: Kher, K. K.; Makker, S. P., Eds. *Clinical pediatric nephrology*. New York: McGraw-Hill, Inc.; c1992: 421-446. RJ476.K5C56 1992.

Kher K. K. Evaluation of renal functions. IN: Kher, K. K.; Makker, S. P., Eds. *Clinical pediatric nephrology*. New York: McGraw-Hill, Inc.; c1992: 3-22. RJ476.K5C56 1992.

Kher K. K. Hypertension. IN: Kher, K. K.; Makker, S. P., Eds. *Clinical pediatric nephrology*. New York: McGraw-Hill, Inc.; c1992: 323-376. RJ476.K5C56 1992.

Kher K. K. Neonatal renal function. IN: Kher, K. K.; Makker, S. P., Eds. *Clinical pediatric nephrology*. New York: McGraw-Hill, Inc.; c1992: 727-743. RJ476.K5C56 1992.

Kher K. K. Neonatal disorders. IN: Kher, K. K.; Makker, S. P., Eds. *Clinical pediatric nephrology*. New York: McGraw-Hill, Inc.; c1992: 745-771. RJ476.K5C56 1992.

Kher K. K. Nephrotic syndrome. IN: Kher, K. K.; Makker, S. P., Eds. Clinical pediatric nephrology. New York: McGraw-Hill, Inc.; c1992: 137-174. RJ476.K5C56 1992.

Kher K. K. Obstructive uropathy. IN: Kher, K. K.; Makker, S. P., Eds. Clinical pediatric nephrology. New York: McGraw-Hill, Inc.; c1992: 447-465. RJ476.K5C56 1992.

Kher K. K. Renal biopsy. IN: Kher, K. K.; Makker, S. P., Eds. Clinical pediatric nephrology. New York: McGraw-Hill, Inc.; c1992: 85-97. RJ476.K5C56 1992.

Kher K. K. Treatment of hypertension. IN: Kher, K. K.; Makker, S. P., Eds. Clinical pediatric nephrology. New York: McGraw-Hill, Inc.; c1992: 377-398. RJ476.K5C56 1992.

Kher K. K. Urinalysis. IN: Kher, K. K.; Makker, S. P., Eds. Clinical pediatric nephrology. New York: McGraw-Hill, Inc.; c1992: 23-41. RJ476.K5C56 1992.

Kher K. K. Urinary stone disease. IN: Kher, K. K.; Makker, S. P., Eds. Clinical pediatric nephrology. New York: McGraw-Hill, Inc.; c1992: 699-723. RJ476.K5C56 1992.

Kher K. K.; Guzzetta P. C.; Alarif L. Renal transplantation. IN: Kher, K. K.; Makker, S. P., Eds. Clinical pediatric nephrology. New York: McGraw-Hill, Inc.; c1992: 597-639. RJ476.K5C56 1992.

Kher K. K.; Leichter HE. Urinary tract infection. IN: Kher, K. K.; Makker, S. P., Eds. Clinical pediatric nephrology. New York: McGraw-Hill, Inc.; c1992: 277-321. RJ476.K5C56 1992.

Lacovara J.; Patterson K.; Reaman G. H. Primary nasal chondrosarcoma. The pediatric experience. Am-j-pediatr-hematol-oncol 1992 may; 14(2): 158-62.

Palazzolo J. V.; Victor L. D. Dyspnea. IN: Victor, L. D., Ed. Clinical pulmonary medicine. Boston: Little, Brown and Company; c1992: 53-63. RC731.C6Z 1992.

Pollack M. M. Nutritional support of children in the intensive care unit. IN: Suskind, R. M.; Lewinter-Suskind, L. L., Eds. Textbook of pediatric nutrition. 2nd. New York: Raven Press; c1993: 207-216. RJ399.N8T49 1993.

Porat S. O.; Soldin S. J. Preliminary studies on the in-vitro and in-vivo effect of salicylate on sperm motility. Ther drug monit 1992; 14(5): 366-370.

Rakich, J. S.; Longest, B. B., Jr.; Darr, K. Managing health services organizations. 3rd. Baltimore: Health Professions Press; c1992: RA971.R26.

Revenis M. E.; Glass P.; Short B. L. Mortality and morbidity rates among lower birth weight infants 2000 to 2500 grams treated with extracorporeal membrane oxygenation. J pediatr 1992; 121(3): 452-458.

Revenis M. E.; Kaliner M. A. Lactoferrin and lysozyme deficiency in airway secretions association with the development of bronchopulmonary dysplasia. J pediatr 1992; 121(2): 262-270.

Rosenfeld R. M.; Fletcher M. A.; Marban S. L. Acute epiglottitis in a newborn infant. Pediatr-infect-dis-j 1992 jul; 11(7): 594-5.

Rosenthal R. E.; Williams R.; Bogaert Y. E.; Getson P. R.; Fiskum G. Prevention of postischemic canine neurological injury through potentiation of brain energy metabolism by acetyl-L-carnitine. Stroke 1992; 23(9): 1312-1318.

Ross A. M. The role of heparin in the management of acute myocardial infarction. IN: Bates, E. R., Ed. Thrombolysis and adjunctive therapy for acute myocardial infarction. New York: Marcel Dekker, Inc.; c1993: 221-237. RC685.I6T48 1993.

Rosseau G. L.; McCullough D. C.; Joseph A. L. Current prognosis in fetal ventriculomegaly. J-neurosurg 1992 oct; 77(4): 551-5.

Rushton G. H. Enuresis. IN: Kher, K. K.; Makker, S. P., Eds. Clinical pediatric nephrology. New York: McGraw-Hill, Inc.; c1992: 399-419. RJ476.K5C56 1992.

Schnaper H. W. What we do not know about nephrotic syndrome: A commentary. IN: Kher, K. K.; Makker, S. P., Eds. Clinical pediatric nephrology. New York: McGraw-Hill, Inc.; c1992: 167-174. RJ476.K5C56 1992.

Schroth W. S.; Schectman J. M.; Elinsky E. G.; Panagides J. C. Utilization of medical services for the treatment of acute low back pain conformance with clinical guidelines. J gen intern med 1992; 7(5): 486-491.

Segal J.; Lundergan C. F. Determination of the hemodynamic significance of coronary artery stenoses of intermediate severity. Am-heart-j 1992 oct; 124(4): 1073-7.

Sirio C. A.; Tajimi K.; Tase C.; Knaus W. A.; Wagner D. P.; Hirasawa H.; Sakanishi N.; Katsuya H.; Taenaka N. An initial comparison of intensive care in japan and the united states. Crit care med 1992; 20(9): 1207-1215.



---

# LIBRARY HOURS

## Library

## BAVSC

Martin Luther King, Jr. Day - January 18 10:00 a.m. - Midnight  
Inauguration Day - January 20 10:00 a.m. - Midnight

Monday - Thursday	7:30 a.m. - Midnight	7:30 a.m. - Midnight
Friday	7:30 a.m. - 10:00 p.m.	7:30 a.m. - 8:00 p.m.
Saturday	10:00 a.m. - 10:00 p.m.	10:00 a.m. - 6:00 p.m.
Sunday	10:00 a.m. - Midnight	10:00 a.m. - 10:00 p.m.



Himmelfarb Health Sciences Library  
2300 Eye Street N.W.  
Washington, DC 20037