

2-20-2013

Progress realized: Trends in HIV-1 viral load and CD4 cell count in a tertiary-care center from 1999 through 2011

Howard B. Gale

Veterans Affairs Medical Center, Washington, DC

Manuel D. Rodriguez

Veterans Affairs Medical Center, Washington, DC

Heather J. Hoffman

George Washington University

Debra A. Benator

George Washington University

Fred M. Gordin

George Washington University

See next page for additional authors

Follow this and additional works at: https://hsrc.himmelfarb.gwu.edu/sphhs_epibiostats_facpubs



Part of the [Biostatistics Commons](#), [Epidemiology Commons](#), and the [Virology Commons](#)

Recommended Citation

Gale, H. B., Rodriguez, M. D., Hoffman, H. J., Benator, D. A., Gordin, F. M., Labriola, A. M., & Kan, V. L. (2013). Progress realized: Trends in HIV-1 viral load and CD4 cell count in a tertiary-care center from 1999 through 2011. *PLoS ONE*, 8(3): e57243.

This Journal Article is brought to you for free and open access by the Epidemiology and Biostatistics at Health Sciences Research Commons. It has been accepted for inclusion in Epidemiology and Biostatistics Faculty Publications by an authorized administrator of Health Sciences Research Commons. For more information, please contact hsrc@gwu.edu.

Authors

Howard B. Gale, Manuel D. Rodriguez, Heather J. Hoffman, Debra A. Benator, Fred M. Gordin, Ann M. Labriola, and Virginia L. Kan

Progress Realized: Trends in HIV-1 Viral Load and CD4 Cell Count in a Tertiary-Care Center from 1999 through 2011

Howard B. Gale^{1*}, Manuel D. Rodriguez^{1,2}, Heather J. Hoffman³, Debra A. Benator^{1,2}, Fred M. Gordin^{1,2}, Ann M. Labriola^{1,2}, Virginia L. Kan^{1,2}

1 Infectious Diseases Section, Medical Service, Veterans Affairs Medical Center, Washington, D.C., United States of America, **2** Division of Infectious Diseases, The George Washington University, Washington, D.C., United States of America, **3** Department of Epidemiology and Biostatistics, The George Washington University, Washington, D.C., United States of America

Abstract

Background: HIV-1 RNA and CD4 cell counts are important parameters for HIV care. The objective of this study was to assess the overall trends in HIV-1 viral load and CD4 cell counts within our clinic.

Methods: Patients with at least one of each test performed by the Infectious Diseases Laboratory from 1999 through 2011 were included in this analysis. By adapting a novel statistical model, \log_{10} HIV-1 RNA means were estimated by month, and \log_{10} -transformed HIV-1 RNA means were estimated by calendar year. Geometric means were calculated for CD4 cell counts by month and calendar year. \log_{10} HIV-1 RNA and CD4 cell count monthly means were also examined with polynomial regression.

Results: There were 1,814 individuals with approximately 25,000 paired tests over the 13-year observation period. Based on each patient's final value of the year, the percentage of patients with viral loads below the lower limit of quantitation rose from 29% in 1999 to 72% in 2011, while the percentage with CD4 counts <200 cells/ μ L fell from 31% to 11%. On average annually, the mean HIV-1 RNA decreased by 86 copies/mL and the mean CD4 counts increased by 16 cells/ μ L. For the monthly means, the correlations (R^2) from second-order polynomial regressions were 0.944 for \log_{10} HIV-1 RNA and 0.840 for CD4 cell counts.

Conclusions: Marked improvements in HIV-1 RNA suppression and CD4 cell counts were achieved in a large inner-city population from 1999 through 2011. This success demonstrates that sustained viral control with improved immunologic status can be a realistic goal for most individuals in clinical care.

Citation: Gale HB, Rodriguez MD, Hoffman HJ, Benator DA, Gordin FM, et al. (2013) Progress Realized: Trends in HIV-1 Viral Load and CD4 Cell Count in a Tertiary-Care Center from 1999 through 2011. PLoS ONE 8(2): e56845. doi:10.1371/journal.pone.0056845

Editor: Shamala Devi Sekaran, University of Malaya, Malaysia

Received: October 17, 2012; **Accepted:** January 15, 2013; **Published:** February 20, 2013

This is an open-access article, free of all copyright, and may be freely reproduced, distributed, transmitted, modified, built upon, or otherwise used by anyone for any lawful purpose. The work is made available under the Creative Commons CC0 public domain dedication.

Funding: The authors have no support or funding to report.

Competing Interests: The authors have declared that no competing interests exist.

* E-mail: howard.gale@va.gov

Introduction

Care for HIV-infected patients has changed dramatically over the last three decades [1] largely due to advances in antiretroviral therapies, which have allowed improvements in HIV-1 viral loads and CD4 cell counts. Because of these gains, the life expectancy of individuals diagnosed with HIV who are able to maintain fully suppressive antiretroviral regimens, now approaches those without infection [2]. However, inner-city and veteran populations with serious co-morbidities can present special challenges to achieving these gains. These comorbidities [3–6] which often include alcohol and substance abuse [7–9] and mental illness [10–12] can lead to concurrent disease manifestations and drug-drug interactions. Compared to those without infection, HIV-infected patients also have higher rates of poor treatment adherence due to lack of family/social support, adverse drug effects, complex drug regimens, psychological distress, and low patient self-efficacy

[13],[14]. In addition, combination antiretroviral therapy regimens have been associated with many adverse side effects including metabolic changes and drug toxicities [15] as well as development of drug resistance [16], thus leading to virologic failure and poor clinical outcomes [17].

In order to respond to these complexities, our medical center's Infectious Diseases Clinic has provided HIV and primary care in a comprehensive model with an on-site, multidisciplinary team of nurses, physicians, social workers, pharmacists, and medical subspecialists. In this evaluation, we reviewed the HIV-1 viral loads and CD4 cell counts from 1999 through 2011 to determine the overall trends in viral load reduction and immune reconstitution across the entire spectrum of patients receiving HIV treatment in an inner-city setting. A novel statistical model was adapted to estimate the HIV-1 RNA values outside of the quantitative range.

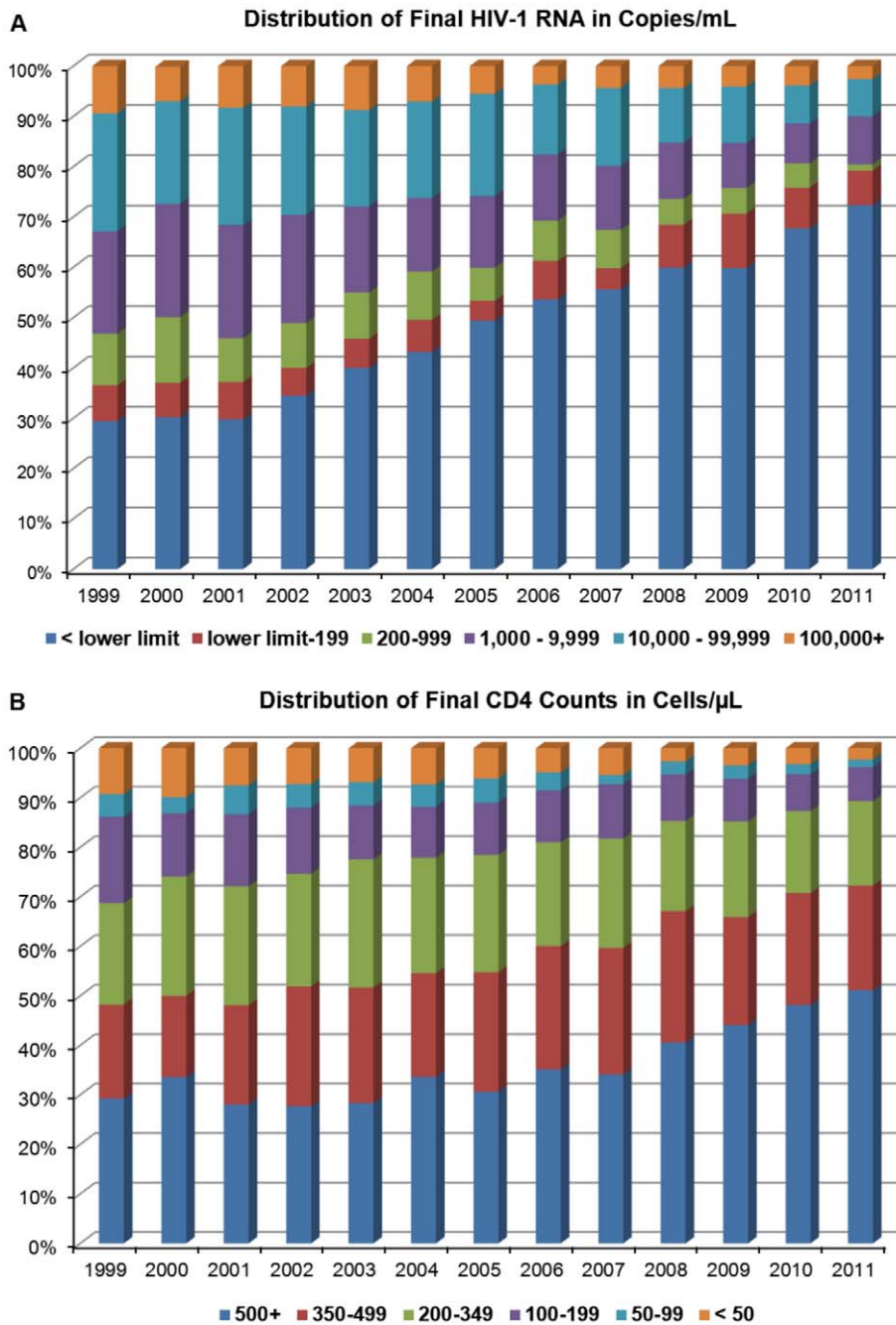


Figure 1. Distribution of final HIV-1 RNA and CD4 cell counts. (A) Final HIV-1 RNA and (B) final CD4 cell counts by calendar year for 1,814 unique patients tested for both parameters at least once from 1999 through 2011. The number of individuals each year ranged from 575 in 1999 to 854 in 2011. The HIV-1 RNA lower limit of quantitation was 50 copies/mL from 1-1-99 to 10-17-02, 75 copies/mL from 10-18-02 to 3-4-08 and 40 copies/mL from 3-5-08 to 12-31-11. doi:10.1371/journal.pone.0056845.g001

Methods

We retrospectively evaluated every HIV-1 RNA and paired CD4 cell count performed by the Infectious Diseases Laboratory for all patients tested for both parameters at least once from January 1999 through December 2011 at the Washington DC Veterans Affairs Medical Center. This evaluation included all HIV-infected persons who received care at the clinic without regard to whether the person was prescribed antiretroviral therapy. No charts were reviewed.

The Infectious Diseases Laboratory performs the clinical HIV-1 RNA and CD4 cell counts for our medical center. Written consent was not needed from patients as these tests were performed for clinical indications and not specifically for research purposes. As a clinical laboratory, we maintain databases of these test results. For purposes of the present analyses, we de-identified the datasets. Because we used de-identified, limited datasets, our medical center’s IRB deemed this study to be exempt from the board’s review since it would pose minimal risk for patients’ privacy and data confidentiality.

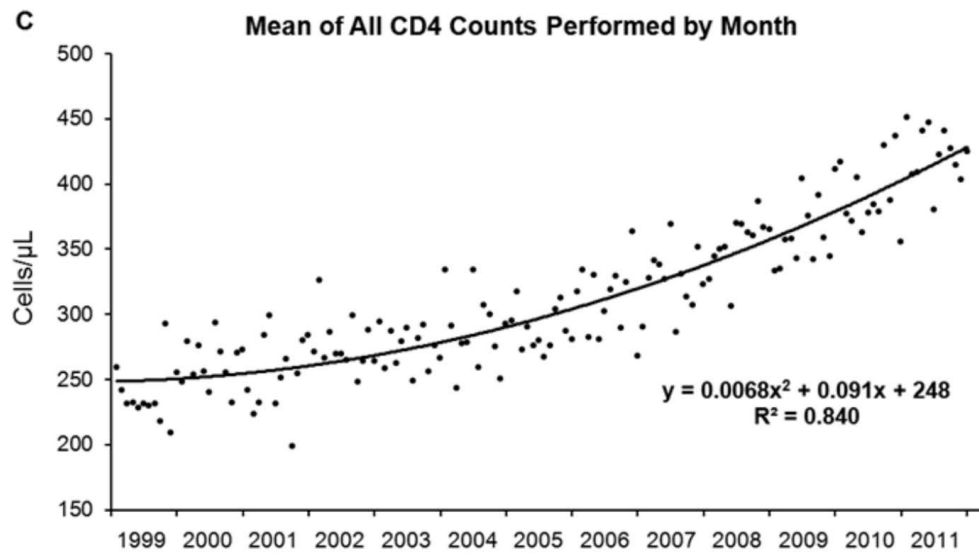
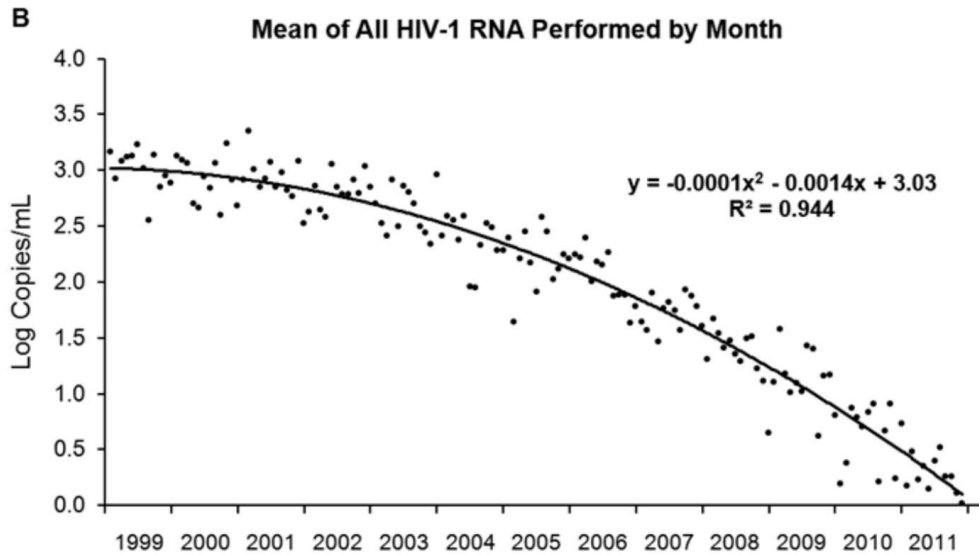
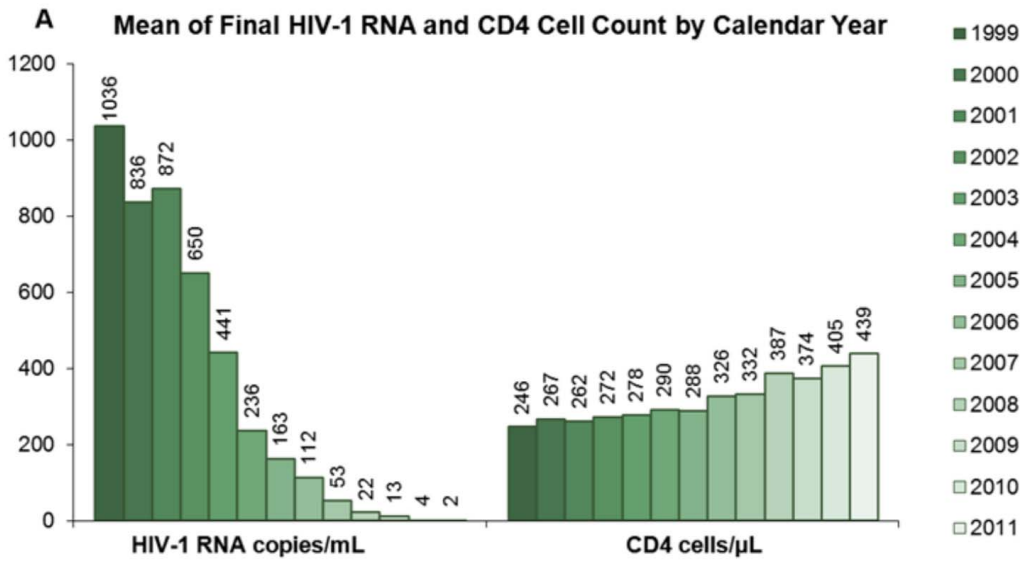


Figure 2. Annual and monthly means of HIV-1 RNA and CD4 cell counts. (A) Annual \log_{10} -transformed HIV-1 RNA means and CD4 cell count geometric means calculated from each patient's final values by calendar year. (B) Monthly \log_{10} HIV-1 RNA means and (C) CD4 cell count geometric means calculated from all testing in a given month which represented 21–24% of that year's number of patients (575 persons in 1999 to 854 in 2011). Two-limit Tobit, censored regression models were used to estimate the true mean \log_{10} HIV-1 RNA values by month and year. CD4 cell counts of 0 were assigned the value of 1 cell/ μ L.
doi:10.1371/journal.pone.0056845.g002

Although our laboratory performed HIV-1 RNA testing prior to 1999, the lower limit of quantitation for that method was 500 copies/mL and it quantitated 1.5- to 4.5-fold lower than the two subsequent assays used in this report, Versant HIV-1 RNA 3.0 Assay (bDNA) (Siemens Healthcare Diagnostics Inc., Tarrytown, NY) and Abbott RealTime HIV-1 (Abbott Molecular Inc., Des Plaines, IL). These latter assays produced equivalent results in the quantitative range [18]. For CD4 cell count determinations, leukocyte counts were obtained from a hematology analyzer, and the percent lymphocytes and %CD4+ T-lymphocytes were analyzed by flow cytometry [19] using a FACSCalibur or FACSCanto II flow cytometer (BD Biosciences, San Jose, CA). The leukocyte count, percent lymphocytes and %CD4+ T-lymphocytes were then multiplied to calculate the CD4 cell count.

HIV-1 RNA data were transformed using base-10 logarithms. In order to minimize bias, two-limit Tobit, censored regression models (Supporting Information, [20]) were used to estimate the true mean \log_{10} values by month and year: simple substitutions of the censored data with one-half of the lower limit of quantitation (LLOQ) or with the fill-in value method exhibit bias when the percentage of measurements <LLOQ reach 5–10% and 30%, respectively [21]. Because CD4 cell counts were positively skewed, these data were also transformed by using base-10 logarithms. Arithmetic means of the \log_{10} -transformed CD4 cell counts were calculated by month and year. These means were then back transformed to obtain the geometric means.

For both HIV-1 RNA and CD4 cell counts, polynomial regression models were fitted to their 156 monthly means to determine the trends. Residual plots were used to visually assess whether model assumptions were satisfied. In addition, the correlation properties of the residuals were analyzed using the identification stage of the Box-Jenkins approach to autoregressive integrated moving average (ARIMA) modeling [22]. Ljung-Box chi-square statistical tests were applied to test the null hypothesis that the set of autocorrelations was white noise; there was no information in the series to model, and no ARIMA model was needed for the series. The autocorrelations were checked in groups of six up to 24 lags. All statistical analyses were performed using SAS® software, Version 9.2 (SAS Institute, Cary, NC).

Results

For 1,814 unique individuals, ranging from 575 persons in 1999 to 854 persons in 2011, there were a total of 25,678 HIV-1 RNA and 24,992 CD4 cell counts performed. As seen in Figure 1A, based on each patient's final value of the year, the percentage of patients with viral loads below the lower limit of quantitation rose from 29% in 1999 to 72% in 2011 (Table S1), while the percentage with CD4 counts <200 cells/ μ L fell from 31% to 11% during that same period of time (Figure 1B and Table S2). On average annually, the mean HIV-1 RNA decreased by 86 copies/mL and the mean CD4 counts increased by 16 cells/ μ L (Figure 2A). For the monthly means, the correlations (R^2) were 0.944 for \log_{10} HIV-1 RNA (Figure 2B) and 0.840 for CD4 cell counts (Figure 2C).

Discussion

This evaluation demonstrates the profound impact on the course of HIV that can be achieved in a broadly diverse inner-city clinic. From the beginning of our observation period in 1999, HIV-1 viral loads improved remarkably such that 72% of our patients measured below the lower limit of quantitation by the end of 2011. Importantly, CD4 cell counts also improved such that 89% of our patients had ≥ 200 cells/ μ L by the end of 2011, above the generally recognized threshold for opportunistic infections [23]. Furthermore, our data includes information on persons who were not prescribed antiretroviral treatment based on CD4 cell count or patient-centered issues. Therefore, despite inclusion of these persons in the analysis, the viral burden of the overall clinic population markedly decreased over the 13 years of this evaluation. These gains are particularly meaningful given patients' significant barriers to success [3–17]. In our clinic, more than half of our veterans have major medical, mental health or substance abuse issues.

Our study has the advantage of using a complete data set from a single inner-city setting to provide comprehensive trends for HIV-1 viral loads and CD4 cell counts within the same observation period and include data through 2011. Earlier analyses focused solely on viral loads [24–26] or CD4 cell counts [27],[28]. A recent publication [29] did analyze HIV-1 viral loads and CD4 cell count trends for multiple U.S. sites through 2008 and examined median CD4 cell counts only at death. Our data on viral loads can be compared to the information on antiretroviral therapy in the Medical Monitoring Project in United States during 2008–2010 [30]. When using viral suppression as defined by a viral load of <200 copies/mL, 79% of our patients met this criterion, which was comparable to the estimated 77% of persons with HIV suppression in the Medical Monitoring study. However, this study did not include CD4 count monitoring.

The advantages of multidisciplinary teams providing medical and psychosocial support have been documented [14],[31]. Integrated care, pharmacists' assistance, co-location of mental illness services, and psychosocial well-being have been important in retention to care [32–35], as more HIV-infected veterans reported a lower quality of life compared to non-infected veterans [36]. Our findings highlight that incorporating these approaches to HIV care, can help patients attain the benefits of highly effective antiretroviral treatment. Another valuable tool for us has been the robust electronic medical record of the Veterans Affairs healthcare system that allows the quick review of medication renewals in order to uncover adherence issues during clinic visits.

In conclusion, our clinic patients attained striking improvements in HIV-1 RNA suppression and CD4 cell counts from 1999 through 2011, demonstrating that these goals can be realistically achieved for most individuals in clinical care.

Supporting Information

Model S1 Tobit model description.
(DOCX)

Table S1 Distribution of the final HIV-1 RNA for individual patients by calendar year.
(DOC)

Table S2 Distribution of the final CD4 cell counts for individual patients by calendar year.
(DOC)

Acknowledgments

The authors thank the staff of the Infectious Diseases Clinic and our volunteer clinicians for their dedication to the HIV care of our patients and Karen Rexroth and Rebecca Shinol for their performance of CD4 counts and HIV-1 RNA viral loads in the Infectious Diseases Laboratory. This work was IRB-exempt and reviewed and approved by the R&D Committee at this VA Medical Center. The views expressed are those of the authors and do not reflect the views or policies of the Department of

Veterans Affairs. Statistical support for our work was provided by The District of Columbia Developmental Center for AIDS Research (P30AI087714/NIAID/NIH). Presented in part at the XIX International AIDS Conference, Washington, DC, July 22–27, 2012 (Abstract THPE061).

Author Contributions

Collected and categorized the data: HBG. Interpretation of the data: HBG VLK MDR HJH DAB FMG AML. Review of the manuscript: HBG VLK MDR HJH DAB FMG AML. Conceived and designed the experiments: HBG. Performed the experiments: HBG. Analyzed the data: HJH HBG. Wrote the paper: HBG VLK MDR HJH DAB FMG AML.

References

- Dieffenbach CW, Fauci AS (2011) Thirty years of HIV and AIDS: Future challenges and opportunities. *Ann Intern Med* 154: 766–71.
- Folker GK, Fauci AS (2012) Controlling and ultimately ending the HIV/AIDS pandemic: a feasible goal. *JAMA* 304: 350–1.
- Backus LI, Boothroyd D, Deyton LR (2005) HIV, hepatitis C and HIV/hepatitis C virus co infection in vulnerable populations. *AIDS* 19: S13–19.
- Justice AC (2006) Prioritizing primary care in HIV: comorbidity, toxicity, and demography. *top HIV Med* 14: 159–163.
- Gouleta JL, Fultza SL, McGinnis KA, Justice AC (2005) Relative prevalence of comorbidities and treatment contraindications in HIV-mono-infected and HIV/HCV-coinfected veterans. *AIDS* 19: S99–105.
- Gouleta JL, Fultza SL, Rimland D, Butt A, Gibert C, et al. (2007) Aging and infectious diseases: do patterns of comorbidity vary by HIV status, age, and HIV severity? *Clin Infect Dis* 45: 1593–1601.
- Conigliaro J, Justice AC, Gordon AJ, Bryant K (2006) Role of alcohol in determining human immunodeficiency virus (HIV)-relevant outcomes. *Medical Care* 44: S1–6.
- Conigliaro J, Gordon A, McGinnis KA, Rabeneck L, Justice AC (2003) How harmful is hazardous alcohol use and abuse in HIV infection: do health care providers know who is at risk? *J Acquir Immune Defic Syndr* 33: 521–525.
- Gordon AJ, McGinnis KA, Conigliaro JC, Rodriguez-Barradas MC, Rabeneck L, et al. (2006) Associations between alcohol use and homelessness with healthcare utilization among human immunodeficiency virus-infected veterans. *Medical Care* 44: S37–43.
- Kilbourne AM, Justice AC, Rollman BL, McGinnis KA, Rabeneck L, et al. (2002) Clinical importance of HIV and depressive symptoms among veterans with HIV infection. *J Gen Intern Med* 17: 512–520.
- Nurutdinova D, Chrusciela T, Zeringue A, Scherrer JF, Al-Aly Z, et al. (2012) Mental health disorders and the risk of AIDS-defining illness and death in HIV infected veterans. *AIDS* 26: 229–234.
- Fuller BE, Loftisc JM, Rodriguez VL, McQuesten MJ, Hauser P (2009) Psychiatric and substance use disorders comorbidities in veterans with hepatitis C virus and HIV coinfection. *Curr Opin Psychiatry* 22: 401–408.
- Ammassari A, Trota MP, Murri R, Castelli F, Narciso P, et al. (2002) Correlates and predictors of adherence to highly active antiretroviral therapy: Overview of published literature. *J Acquir Immune Defic Syndr* 31: S123–127.
- Frick P, Tapis K, Grant P, Novotny M, Kerzee J (2006) The effect of a multidisciplinary program on HAART. *AIDS Patient Care STDS* 20: 511–24.
- Carr A, Cooper DA (2000) Adverse effects of antiretroviral therapy. *Lancet* 356:1423–30.
- Clavel F, Hance AJ (2004) HIV drug resistance. *N Engl J Med* 350:1023–35.
- Panel on Antiretroviral Guidelines for Adults and Adolescents Guidelines for the use of antiretroviral agents in HIV-1-infected adults and adolescents. Department of Health and Human Services (2012) Available: <http://www.aidsinfo.nih.gov/guidelines/>. Accessed Sep 13.
- Gale HB, Kan VL (2008) Evaluation of the Abbott m2000 RealTime PCR System assays for the quantification of HIV-1 RNA and HCV RNA. Abstract ID06. *J Mol Diag* 10: 586.
- Gale HB, Henry K (1992) Measuring percent lymphocytes by flow cytometry to calculate absolute lymphocyte subset counts for HIV+ specimens. *Cytometry* 13: 175–181.
- Maddala GS (1983) Limited dependent and qualitative variables in econometrics, Cambridge University Press.
- Lubin JH, Colt JS, Camann D, Davis S, Cerhan JR, et al. (2004) Epidemiologic evaluation of measurement data in the presence of detection limits. *Environmental Health Perspectives* 12: 1691–6.
- Box GEP, Jenkins GM, Reinsel GC, eds (2008) Time series analysis forecasting and control, 4th edition, John Wiley and Sons Inc.
- Kaplan JE, Benson C, Holmes KH, Brooks JT, Pau A, et al. (2009) Centers for Disease Control and Prevention (CDC); National Institutes of Health; HIV Medicine Association of the Infectious Diseases Society of America. Guidelines for prevention and treatment of opportunistic infections in HIV-infected adults and adolescents: recommendations from CDC, the National Institutes of Health, and the HIV Medicine Association of the Infectious Diseases Society of America. *MMWR Morb Mortal Wkly Rep* 58(RR-4): 1–207.
- Moore RD, Bartlett JG (2011) Dramatic decline in the HIV-1 RNA level over calendar time in a large urban HIV practice. *Clin Infect Dis* 53: 600–4.
- Gill VS, Lima VD, Zhang W, Wynhoven B, Yip B, et al. (2010) Improved virological outcomes in British Columbia concomitant with decreasing incidence of HIV Type 1 drug resistance detection. *Clin Infect Dis* 50: 98–105.
- Zaragoza-Macias E, Cosco D, Nguyen ML, Del Rio C, Lennox J (2010) Predictors of success with highly active antiretroviral therapy in an antiretroviral-naïve urban population. *AIDS Res Hum Retroviruses* 26: 133–8.
- Lifson AR, Krantz EM, Eberly LE, Dolan MJ, Marconi VC, et al. (2011) Infectious Disease Clinical Research Program (IDCRP) HIV Working Group. Long-term CD+ lymphocyte response following HAART initiation in a U.S. military prospective cohort. *AIDS Res Ther* 8: 2.
- Lok JJ, Bosch RJ, Benson CA, Collier AC, Robbins GK, et al. (2010) ALLRT team. Long term increase in CD4+ T-cell counts during combination antiretroviral therapy for HIV-1 infection. *AIDS* 24: 1867–76.
- Althoff KN, Buchacz K, Hall HI, Zhang J, Hanna DB, et al. (2012) U.S. trends in antiretroviral therapy use, HIV RNA plasma viral loads, and CD4 T-lymphocyte cell counts among HIV-infected persons, 2000 to 2008. *Ann Intern Med* 157: 325–335.
- Vital Signs: HIV Prevention Through Care and Treatment (2011) *MMWR Morb Mortal Wkly Rep* 60: 1618–1623.
- Sherer R, Stieglitz K, Narra J, Jasek J, Green L, et al. (2002) HIV multidisciplinary teams work: support services improve access to and retention in HIV primary care. *AIDS Care* 14: S31–44.
- Hoang T, Goetz MB, Yano EM, Rossman B, Anaya HD, et al. (2009) The impact of integrated HIV care on patient health outcomes. *Med Care* 47: 560–567.
- Ma A, Chen DM, Chau FM, Saberi P (2010) Improving adherence and clinical outcomes through an HIV pharmacist's interventions. *AIDS Care* 22: 1189–94.
- Sullivan G, Kanouse D, Young AS, Han X, Perlman J, et al. (2006) Co-location of health care for adults with serious mental illness and HIV infection. *Community Ment Health J* 42: 345–61.
- Mavandadi S, Zanjani F, Ten Have TR, Oslin DW (2009) Psychological wellbeing among individuals aging with HIV: the value of social relationships. *J Acquir Immune Defic Syndr* 51: 91–98.
- Mrus JM, Leonard AC, Yi MS, Sherman SN, Fultz SL, et al. (2006) Health related quality of life in veterans and nonveterans with HIV/AIDS. *J Gen Intern Med* 2006; 21: S39–47.